



## Cas9 Nuclease

## Manual

<b>Catalog #</b>	<b>3270</b>	<b>3273</b>	<b>3276</b>
<b>Package Size</b>	40 µg	80 µg	400 µg



### Important!

#### **-20°C Storage Required**

- \* Immediately inspect packages
- \* Freeze upon receipt



visit us online for more  
products & custom services

**Intact Genomics, Inc.**

## Table of Contents

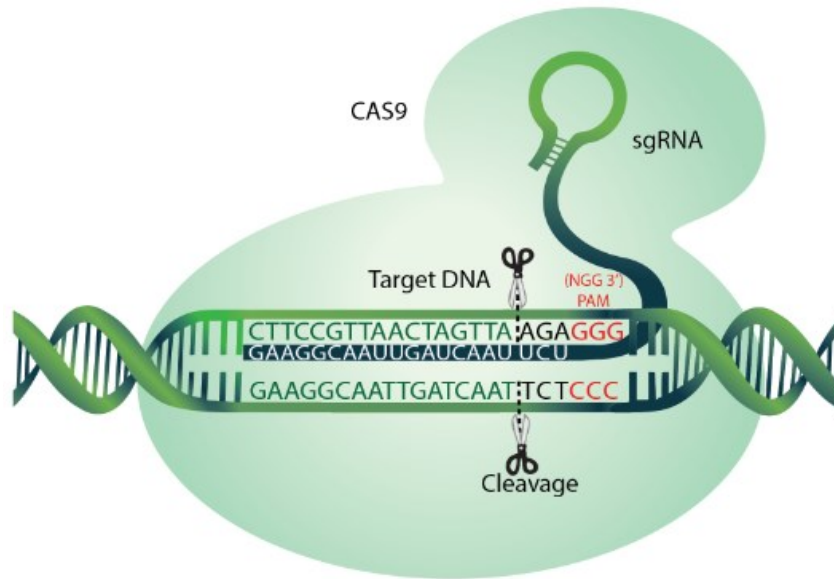
Product Description.....	3
Product Source.....	4
Components and Storage.....	4
Storage Buffer.....	4
1x Cas9 Reaction Buffer.....	4
Quality Control.....	4
Functional Testing.....	5
Related Products.....	6
Ordering Information.....	6
References.....	6
Technical Support.....	7

**Description:**

**CRISPR-associated (Cas) systems**

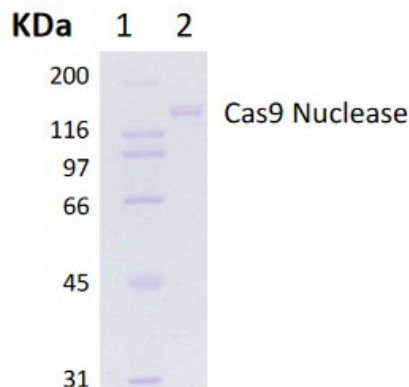
Clustered regularly interspaced short palindromic repeats (CRISPR)/CRISPR-associated (Cas) systems provide bacteria and archaea with adaptive immunity against viruses and plasmids by using CRISPR RNAs (crRNAs) to guide the silencing of invading nucleic acids (1). The CRISPR system consists of a short non-coding guide RNA (sgRNA) made up of a target complementary CRISPR RNA (crRNA) and an auxiliary transactivating crRNA (tracrRNA). The sgRNA guides the Cas9 endonuclease to a specific genomic locus via base pairing between the crRNA sequence and the target sequence, and cleaves the DNA to create a double-strand break. The location of the break is within the target sequence 3 bases from the NGG PAM (Protospacer Adjacent Motif) (1). The PAM sequence, NGG, must follow the targeted region on the opposite strand of the DNA with respect to the region complementary sgRNA sequence (Fig. 1).

Fig. 1: Overview of the CRISPR-associated (Cas) systems.



Intact Genomics (ig<sup>®</sup>) Cas9 Nuclease is the purified recombinant *Streptococcus pyogenes* Cas9 enzyme containing a nuclear localization signal (NLS) at the C-terminal for targeting to the nucleus. This enzyme is designed to perform CRISPR/Cas9-mediated genome editing (1, 2). The physical purity of this enzyme is ≥98% as assessed by SDS-PAGE with Coomassie<sup>®</sup> blue staining.

Fig. 2: Lane 1. Protein Marker  
Lane 2. Cas9 Nuclease



### Product Source:

*E. coli* BL21 (DE3) strain expressing a Cas9 gene from *Streptococcus pyogenes* with an N-terminal 6xHis tag and C-terminal SV40 nuclear localization signal (NLS).

### Product Components and Storage:

Cas9 Nuclease Kits contains the below items. **Store all components at -20°C.**

- Cas9 Nuclease
- 10x Cas9 Nuclease Reaction Buffer

### Storage Buffer:

50 mM Tris-HCl, 50 mM KCl, 1 mM DTT, 0.1 mM EDTA, 50% Glycerol, pH 7.5 @ 25 °C

### 1x Cas9 Reaction Buffer:

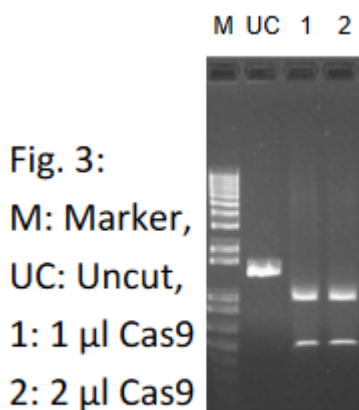
20 mM HEPES, 100 mM NaCl, 5 mM MgCl<sub>2</sub>, 0.1 mM EDTA, pH 6.5 @ 25 °C

### Quality Control:

Cas9 nuclease is free from detectable RNase, Endonuclease (nicking) and non-specific DNase activities.

## Functional Testing:

Cas9 Nuclease functional testing was done by in vitro DNA cleavage assay with the following protocol which gives more than 95% digestion of the substrate DNA as determined by agarose gel electrophoresis (Fig. 3).



1. Set up 30  $\mu$ l reaction in a microcentrifuge tube on ice with the following combinations.

Target DNA	x $\mu$ l (~100 ng)
sgRNA	x $\mu$ l (~4000 ng)
10x Cas9 Reaction Buffer	3.0 $\mu$ l
Cas9 Nuclease	1.0 $\mu$ l (~160 ng)
Add H <sub>2</sub> O up to	30.0 $\mu$ l

2. Gently mix the reaction mixture and centrifuge briefly.
3. Incubate at 37  $^{\circ}$ C for 60 min.
4. Add 1  $\mu$ l RNase (4 mg/ml)
5. Incubate at 37  $^{\circ}$ C for 20 min.
6. Run 0.7 to 1% agarose TBE gel

### Related Products:

- *Taq* DNA Polymerase (Cat.# 3243)
- *Taq* DNA Polymerase 2x Premix (Cat.# 3249)
- T4 DNA Ligase (Cat.# 3212)
- ig<sup>®</sup> 10B Chemically Competent Cells (Cat.# 1011-12)

### Ordering Information:

- Order online within the USA. Place orders on **www.intactgenomics.com** using our secure Shopping Cart.
- Order by email, phone, or fax.  
Email: **sales@intactgenomics.com**  
Phone: (314) 942-3655 | Toll-free : 855-835-7172 | Fax: (314) 942-3656
- Order via our distributors.

### References:

1. Jinek M, Chylinski K, Fonfara I, Hauer M, Doudna JA, Charpentier E. (2012) A programmable dual-RNA-guided DNA endonuclease in adaptive bacterial immunity. *Science*. Aug 17;337(6096):816-21.
2. Mali P, Yang L, Esvelt KM, Aach J, Guell M, DiCarlo JE, Norville JE, Church GM. (2013) RNA-guided human genome engineering via Cas9. *Science*. Feb 15;339(6121):823-6.

Intact Genomics owns the following registered trademarks granted by the United States Patent and Trademark Office (USPTO): Intact Genomics®, IG®, ig®, igTherapeutics®, FastAmp®, i7®, DirectPlate®.

All technology protocols discussed within this manual are assumed proprietary to Intact Genomics. This Product may be covered by pending or issued patents or may have certain limitations. Please contact us for more information. Purchase of this material conveys to buyer the non-transferable right to use the material purchased in research conducted by buyer, whether for teaching, non-commercial or commercial research purposes. Buyer may not sell or otherwise transfer these materials, its components, or unmodified descendants to a third party.

## Product Use Limitation and Disclaimers

This product is for research purposes only. It is not intended for therapeutic or diagnostic purposes in humans or animals. This product contains chemicals which may be harmful if misused or direct human contact is made.

Intact Genomics is dedicated to practicing and maintaining science and technology ethics. Buyer agrees to use the purchased materials in full compliance with applicable law and regulations.

## Technical Support & Customer Services

Intact Genomics (IG®) is dedicated to customer satisfaction regarding the use of our products for your research needs. Each new lot of our products is thoroughly tested to ensure it meets high quality standards and provides excellent results. We appreciate your business and your feedback regarding the performance of our products in your applications. Please follow the instructions carefully and contact us if additional assistance is needed.

Our hours are Monday - Friday, 8AM to 5PM, U.S. Central Standard Time.

### Intact Genomics, Inc.

11840 Westline Industrial Drive, Suite 120,  
St. Louis, MO. 63146, USA

**Phone:** (314) 942-3655 | **Toll-free :** 855-835-7172 | **Fax:** (314) 942-3656

**Email:** sales@intactgenomics.com | ig@intactgenomics.com

**Website:** www.intactgenomics.com

© 2024 Intact Genomics, Inc  
All Rights Reserved

